

## About The Fund

Date of Inception: 20-Sep-10

**OBJECTIVE:** To optimize the participation in an actively managed well-diversified equity portfolio of fundamentally strong blue chip companies while using debt instruments and derivatives to lock-in capital appreciations. The use of derivatives will be for hedging purposes only and as approved by the IRDA.

**STRATEGY:** To dynamically manage the allocation between equities and fixed income instruments, while using derivatives when necessary and for hedging purposes only. The equity investment strategy will revolve around building and actively managing a well-diversified equity portfolio of value & growth driven fundamentally strong blue-chip companies by following a research-focused investment approach. On the fixed income side, investments will be made in government securities, high rated corporate bonds and money market instruments.

NAV as on 31st August 2016: ₹ 15.41

Asset held as on 31st August 2016: ₹ 984.19 Cr

FUND MANAGER: Mr. Sunil Kumar (Equity), Mr. Devendra Singhvi (Debt)

## SECURITIES

## Holding

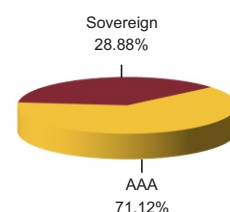
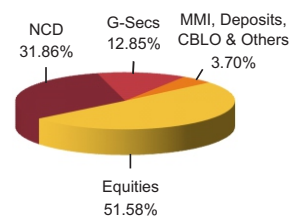
## Asset Allocation

## Rating Profile

### GOVERNMENT SECURITIES

12.85%

8.12%	Government Of India 2020	9.41%
8.27%	Government Of India 2020	2.38%
8.43%	State Government Of Kerala 2020	0.53%
8.42%	State Government Of Andhra Pradesh 2020	0.53%

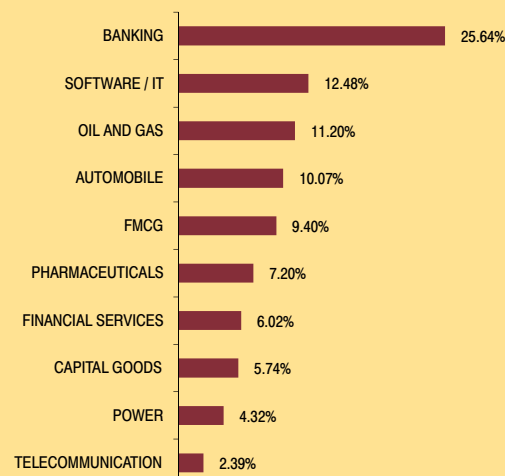


### CORPORATE DEBT

31.86%

8.35%	LIC Housing Finance Ltd. 2020	3.60%
8.93%	Power Grid Corpn. Of India Ltd. 2020	2.67%
8.85%	Power Grid Corpn. Of India Ltd. 2020	2.66%
8.78%	Power Finance Corpn. Ltd. 2020	2.65%
8.67%	LIC Housing Finance Ltd. 2020	2.60%
	Rural Electrification Corpn. Ltd. 2020	2.02%
8.4%	Larsen & Toubro Ltd. 2020	1.57%
8.88%	LIC Housing Finance Ltd. 2020	1.57%
8.18%	NTPC Ltd. 2020	1.57%
8.5%	HDFC Ltd. 2020	1.55%
	Other Corporate Debt	9.40%

## Top 10 Sectoral Allocation



### Equity

51.58%

HDFC Bank Ltd.	4.74%
Infosys Ltd.	3.23%
ITC Ltd.	3.15%
HDFC Ltd.	3.10%
Reliance Industries Ltd.	3.06%
Larsen & Toubro Ltd.	2.96%
Kotak Mahindra Bank Ltd.	2.42%
ICICI Bank Ltd.	2.31%
State Bank Of India	2.01%
Sun Pharmaceutical Inds. Ltd.	1.98%
Other Equity	22.63%

Maturity (in years)

4.07

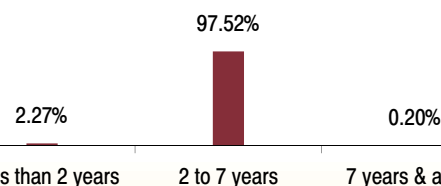
Yield to Maturity

7.49%

### MMI, Deposits, CBLO & Others

3.70%

## Maturity Profile



## Fund Update:

Exposure to equities has decreased to 51.58% from 53.72% and MMI has increased to 3.70% from 2.07% on a MOM basis.

Platinum advantage fund continues to be predominantly invested in large cap stocks and highest rated fixed income instruments.