

Group Stable Fund



Fund Manager: Sameer Mistry (Equity) & Parin Vora (Debt) | Total Experience: 17 years & 17 years

Birla Sun Life
Insurance

Portfolio as on Wednesday, August 31, 2016
ULGF00312/06/01BSLSTABLE109

Date of Inception: 31-Aug-01

Fund Snapshot

Objective: This investment fund option helps you grow your capital through enhanced returns over a medium to long term period through investments in equity and debt instruments, thereby providing a good balance between risk and return. This fund is suitable for those who want to earn higher return on investment through balanced exposure to equity and debt securities.

Strategy: To earn capital appreciation by maintaining diversified equity portfolio and seek to earn regular return on fixed income portfolio by active management resulting in wealth creation for policyholders.

Know the Fund Better

Over 99% of the debt portfolio remains invested in highest rated instruments. The fund is predominantly invested in large cap stocks and maintains a well diversified equity portfolio.

Asset held as on 31st August 2016: ₹ 381.16 cr

NAV as on 31st August 2016: ₹ 64.98

Modified Duration: 6.48 years

Benchmark: BSE 100, Crisil Composite Bond Fund Index & Crisil Liquid Fund Index

GOVERNMENT SECURITIES: 44.53%

9.23%	Government Of India 2043	9.37%
8.33%	Government Of India 2026	7.86%
8.83%	Government Of India 2023	5.69%
9.2%	Government Of India 2030	4.60%
8.28%	Government Of India 2032	3.64%
8.79%	Government Of India 2021	3.17%
8.6%	Government Of India 2028	2.90%
8.08%	Government Of India 2022	1.72%
8.3%	Government Of India 2040	1.46%
8.4%	Government Of India 2024	1.41%
	Other Government Securities	2.71%

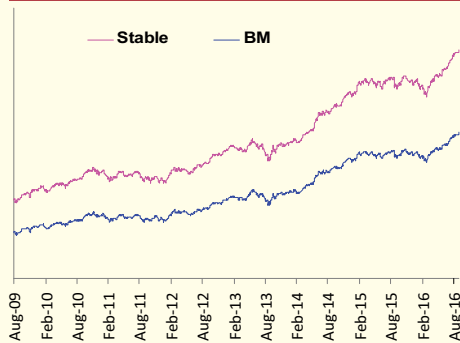
CORPORATE DEBT: 13.78%

8.65%	REC. Ltd. 2019	2.50%
8.9%	LIC Housing Finance Ltd. 2020	1.35%
10.1%	PGC. Of India Ltd. 2017	1.34%
9.25%	LIC Housing Finance Ltd. 2023	1.28%
9.25%	Reliance Jio Infocomm Ltd 2024	1.03%
10.05%	Can Fin Homes Ltd. 2017	0.87%
9.4%	NABARD 2016	0.79%
9.61%	Power Finance Corpn. Ltd. 2021	0.71%
9.33%	NABARD 2017	0.67%
8.95%	Bajaj Finance Ltd. 2020	0.54%
	Other Corporate Debt	2.70%

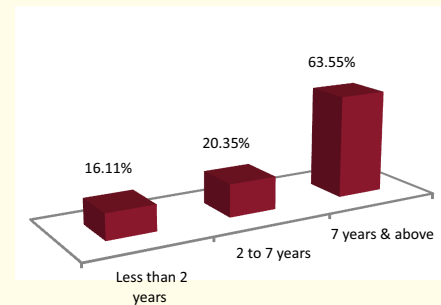
EQUITY: 34.78%

	HDFC Bank Ltd.	2.88%
	Infosys Ltd.	1.96%
	Reliance Industries Ltd.	1.77%
	Larsen & Toubro Ltd.	1.61%
	ICICI Bank Ltd.	1.54%
	ITC Ltd.	1.41%
	HDFC. Ltd.	1.04%
	Mahindra And Mahindra Ltd.	1.02%
	Sun Pharmaceutical Inds. Ltd.	1.01%
	State Bank Of India	0.94%
	Other Equity	19.59%

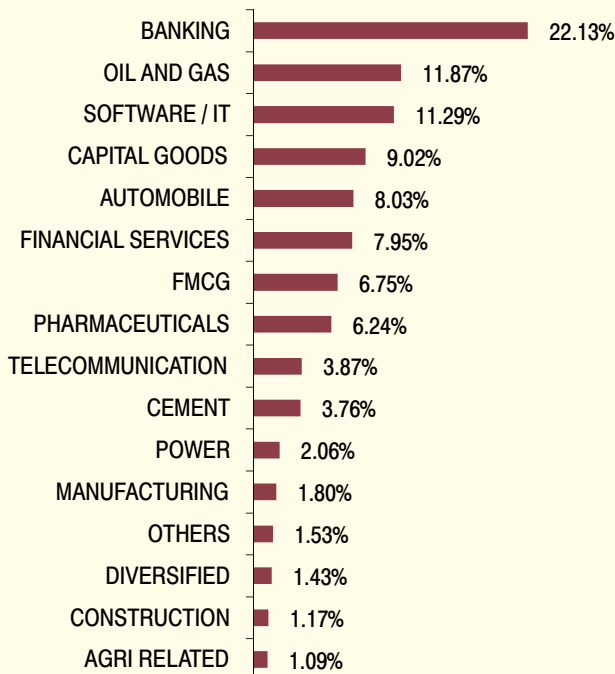
MMI, Deposits, CBLO & Others: 6.90%



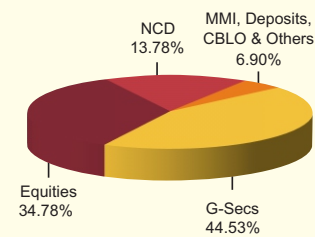
Maturity Profile



SECTORAL ALLOCATION



ASSET ALLOCATION



RATING PROFILE

