

## About The Fund

Date of Inception: 22-Mar-01

**OBJECTIVE:** To build capital and generate better returns at moderate level of risk, over a medium or long-term period through a balance of investments in equity and debt.

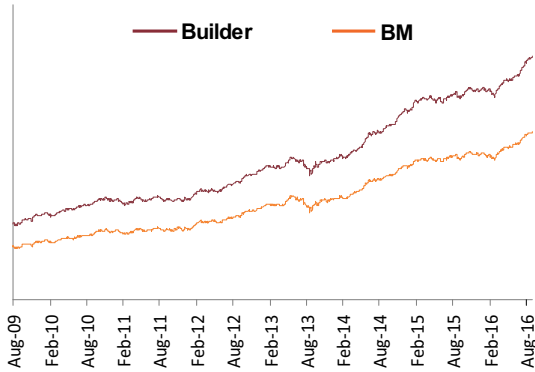
**STRATEGY:** To generate better returns with moderate level of risk through active management of a fixed income portfolio and focus on creating a long-term equity portfolio, which will enhance the yield of the composite portfolio with low level of risk appetite.

NAV as on 31st August 2016: ₹ 47.32

BENCHMARK: BSE 100, Crisil Composite Bond Fund Index & Crisil Liquid Fund Index

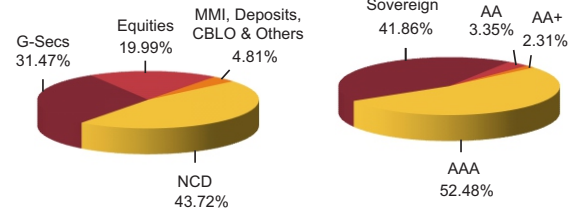
Asset held as on 31st August 2016: ₹ 289.10 Cr

FUND MANAGER: Mr. Dhrumil Shah (Equity), Mr. Ajit Kumar PPB (Debt)



## Asset Allocation

## Rating Profile



## SECURITIES

### GOVERNMENT SECURITIES

7.88%	Government Of India	2030
8.28%	Government Of India	2027
7.59%	Government Of India	2026
8.17%	Government Of India	2044
8.32%	Government Of India	2032
8.79%	Government Of India	2021
7.95%	Government Of India	2032
8.3%	Government Of India	2040
8.08%	Government Of India	2022
8.83%	Government Of India	2041
	Other Government Securities	

## Holding

31.47%

7.36%
6.08%
5.36%
3.83%
2.94%
1.67%
1.57%
1.25%
0.91%
0.41%
0.10%

### CORPORATE DEBT

8.76%	HDB Financial Services Ltd	2017
9.25%	Power Grid Corpn. Of India Ltd.	2027
8.65%	Rural Electrification Corpn. Ltd.	2019
9.81%	Power Finance Corpn. Ltd.	2018
8.5%	Indian Railway Finance Corpn. Ltd.	2020
8.85%	Axis Bank Ltd.	2024
8.5%	NHPC Ltd.	2022
8.12%	Export Import Bank Of India	2031
8.65%	India Infradebt Ltd	2020
8.8%	ICICI Home Finance Co. Ltd.	2017
	Other Corporate Debt	

43.72%

3.49%
3.08%
2.91%
2.89%
1.91%
1.83%
1.81%
1.81%
1.75%
1.74%
20.52%

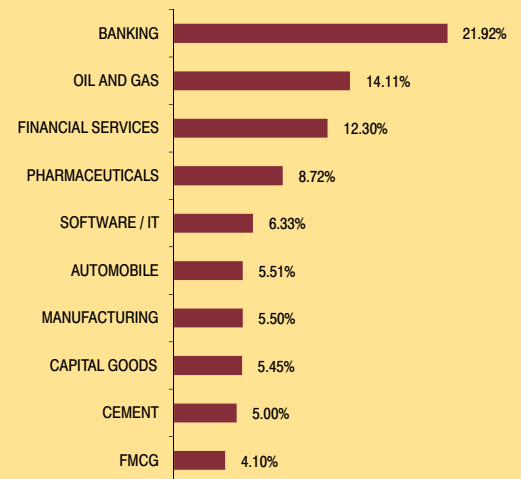
### EQUITY

Infosys Ltd.	1.10%
State Bank Of India	0.94%
ICICI Bank Ltd.	0.93%
Larsen & Toubro Ltd.	0.78%
Reliance Industries Ltd.	0.74%
Sun Pharmaceutical Inds. Ltd.	0.71%
ITC Ltd.	0.62%
HDFC Ltd.	0.62%
Divis Laboratories Ltd.	0.59%
Indian Oil Corpn. Ltd.	0.59%
Other Equity	12.36%

19.99%

1.10%
0.94%
0.93%
0.78%
0.74%
0.71%
0.62%
0.62%
0.59%
0.59%
12.36%

## Top 10 Sectoral Allocation



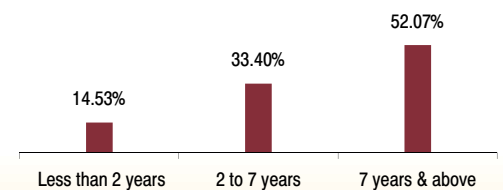
## Maturity (in years)

8.84

## Yield to Maturity

7.48%

## Maturity Profile



## Fund Update:

Exposure to NCD has slightly increased to 43.72% from 43.31% and MMI has decreased to 4.81% from 5.70% on a MOM basis.

Builder fund continues to be predominantly invested in highest rated fixed income instruments.

### MMI, Deposits, CBLO & Others

4.81%